

June 2024

The Center



Community Center Foundation

"A place for celebration, enrichment and healing"

(708) 361-3650

The Center gives people of all faiths, backgrounds, and ages the space to dream, grow, and become fully alive—physically, mentally, emotionally, and spiritually.

The Wayside Chapel: A Sacred Place of Being

(Each year in our June Newsletter we run a brief history of The Wayside Chapel.)

From its inception as a dream, The Wayside Chapel has become a sacred space in which people find care for their souls. Whether celebrating life at a Memorial, joining a couple in marriage, baptizing a child into the faith, or worshipping at Vespers, all are welcomed and affirmed as God's beloved. Connecting with the Divine and growing in relationship with one another anchors us a community with a heart to serve those in need.

From one of his Newsletters from 2006, Frank Sanders reminds us that "The Center's emphasis has never been on making money or building cathedrals but on reclaiming shattered lives and restoring sagging spirits." Still today, visitors express gratitude for the peace they sense when walking the grounds. The surrounding woodlands and beautiful chapel garden invite them to cultivate an intimacy with the natural world in a way that God's Presence is discovered. Either attending a Vespers Service or simply being present at The Wayside Chapel, we invite you to share in all the loving and gracious ways God is alive and at work now and throughout its history.

From 1946-1951 the front office of the Lodge was actually the Chapel! It seated 18 people on 2' x 6' benches and had a plywood altar. In that tiny space there was no room at all for a piano, much less an organ!

Then, just before WWII, Adam Inhout, felt strongly that The Center needed a real chapel and he donated \$5,000 to the cause. Mr. Inhout was very generous not only with his money but with his talents: he built the stone pillar at our entrance, the first girl's dormitory in camp and the furniture that still is in the parlor of the Lodge. Mr. Inhout died towards the end of the war, and after the war we began to get serious about building a real Chapel. But we didn't have a design... yet.

Then lo and behold, a friend of The Center, Mr. Jim Pomeroy, who lived in Orland Park and was a well known architect in the Palos-Orland area offered his services. Although his area of interest was houses, not chapels, he gladly took on the project and began doing research to find the just right kind of design for The Center's chapel. Those involved with the decision making agreed with Mr. Pomeroy that an A-frame design (evoking the pyramids of ancient Egypt) seemed to ground the Chapel to Earth (since nature was so important to us). The chapel was to be made of wood which was the most affordable option at the time.

Along comes the Providence of God once again! Carl Zimmerman had recently moved to Palos, and he was the largest cut stone dealer in the Chicago area. One day, after having lunch with Elizabeth and Sandy, he thought the chapel really needed to be made of stone! So with his generosity, Rocky Mountain Cobra stones, Lannon stone and colored stones from Tennessee were used to create the simply beautiful Chapel we know and love today.

None of the details in the design of The Chapel were left to chance. All of the Scriptures and symbols are intentional and hold the mission of The Center and the dream of God. The symbols of the Trinity are on the front of the Chapel. The hands of God the Father are over the Chapel Bells, the Lamb represents Jesus (on the left of the door as you are looking at the Chapel), and the dove represents the Holy Spirit (on the right side). These images were carved by a German stonemason and were offered as a gift!

There are two crosses on the front of the Chapel on either side of the door: on the right side is the creed of The Center and on the left is Scripture telling about the land. These inscriptions were the generous gift of a monument man from Chicago Heights.

All of the beautiful cherry woodwork: the pews, the altar, the pulpit, and the lectern were the generous gift and design of the Kruissink Brothers as a memorial to their family.

The stained glass window in back of the altar is a copy of an old English chapel window. The rude beams over the altar were designed from old English churches that had a functional beam with a screen hanging down to keep the cattle and other animals off the altar. On the beam closest to the altar, facing the pews it is inscribed: "Love never faileth." On the beam closest to the organ loft toward the exit reads: "Peace be with you."

The Wayside Chapel still bears both inscriptions of God's perfect Love and Peace, and we thank YOU for being part of our community through whom God's grace flows all-ways!

One specific way that we have been experiencing God's grace recently is beginning a prayer meeting. We believe that there is a lot of power in prayer, especially when we pray together. On June 10, 2024 at 7pm we are launching a worship and prayer gathering in The Wayside Chapel, and everyone is welcome to join. We are excited about what God is doing through this new opportunity to build a closer community and a deeper relationship with God. It's a simple service beginning with worship music, continuing with silent prayer, sharing a devotional Word, and ending with intercession. The duration of the meeting is 60-90 minutes, and we would love for you to be a part of this ministry. In case you can't come June 10, we will continue to meet on the following Mondays at 7pm, so come as the Lord leads!

Please contact me with any questions you may have, but there's no need to register. Rev. Nancy at waysiderev@thecenterpalos.org

Offerings

Rev. Nancy Nemeth

SERVICES

VESPERS Sundays

8:30 a.m. in the Lodge Parlor

12:30 p.m. in the Chapel

Please join us each week for a nondenominational service of music, meditation, and prayer. We will also have a time of fellowship with light refreshments in the Great Hall of the Lodge immediately following the 12:30p.m. Vespers Service. **On June 30, we are delighted to have Anna Gillan as our guest violinist for the 12:30pm Vespers Service. All are welcome!**

Worship and Prayer Meeting on Monday Nights,

Starting June 10, at 7pm - Wayside Chapel

All are welcome to gather for a time of prayer, meditation, and worship. No need to register, but if you have any questions, feel free to contact Rev. Nancy at waysiderev@thecenterpalos.org

Communion Sunday

June 2, 8:30 a.m. & 12:30 p.m.

On the first Sunday of each month, Communion is offered at both of our Vesper Services. *Please note: We always have a non-alcoholic cup & gluten-free bread.


MINDFULNESS

Sunday mornings 11 a.m.- 12 p.m.

Mindfulness: the practice of being present to what is with kindness and curiosity. We invite you to come and find the support, guidance, and companionship that you need to be present wherever you are in life. No registration is necessary. Please contact Dan Morley with any questions you may have at 708-280-3945.

SPIRITUAL DIRECTION

Spiritual Direction is a long-time denominational practice that offers a person confidential space to reflect upon the connection between life and God's Presence. A spiritual director is trained to listen with compassion and help navigate through life's challenges from a divine perspective. To make an appt., call The Center at 708-361-3650, and one of our spiritual directors will return your call to schedule a meeting. The fee is \$30 per session.



OUR CHAPEL HAS A BRAND NEW AIR CONDITIONER!

We would like to give our heartfelt thanks to the members of our fellowship who stepped forward and so generously donated the \$11,000 necessary to install a new air conditioning system in our chapel. This was a major repair and it had to be done before the heat of the summer months. We cannot thank you enough for your prompt care, thoughtfulness, and financial support! We have a very cool chapel! Thank you! Thank you! Thank you!

Program/Events

ANNIVERSARY DINNER AND RENEWAL OF VOWS

Sunday, June 16 at 4:30 p.m.

Whether or not you were married in our Wayside Chapel, we invite you to celebrate your July, August, or September Anniversary here at The Center on June 16th. Beginning with fellowship in the Great Hall at 4:30 pm, enjoy a delicious candlelight dinner followed by a meaningful Renewal of Wedding Vows Ceremony in the Chapel. For reservations, please contact our front office at 708-361-3650 to make your payment of \$110 per couple before June 10.

TOASTMASTERS

1st and 3rd Wednesdays, June 5 and 19, 7:00 - 9:00 p.m.

Toastmasters is an opportunity for folks who wish to improve their public communication skills, to develop the confidence to stand and speak before large or small groups of people. The Center's Toastmasters Club consists of staff, volunteers, and friends of The Center. No commitment is necessary to try it out: for more information, contact Lois Lauer.

WOMANTALK DISCUSSION GROUP

Tuesday, June 25, 10 a.m.

WomanTalk, led by Kate Atkins-Trimnell, is a gathering of women who meet on the last Tuesday of each month in the parlor to nurture and support each other's personal journey of creativity and self-discovery. Rooted in Sarah Ban Breathnach's Simple Abundance the group, now in its 27th year, seeks ways to live authentically and joyfully. June reveals "splendor in the vase and a riot of color in the garden." Feel free to share with the group a colorful part of your life, or your favorite hat. If you have any questions please contact The Center office or e-mail thechildrensfarm@thecenterpalos.org

NEW!!

SHARING WISDOM: A DISCUSSION MEETING FOR SENIOR MEN 55+

1st & 3rd Tuesdays, June 4 and 18, 7:00-8:30 p.m.in the parlor

What if we told you your wisdom was the only thing you can take with you....to the hereafter or next life? Or that the sharing of your wisdom just may be your greatest legacy? Your lifetime has been a journey to wisdom. Do you want to share what you know? And learn more? Join us. Please RSVP to Dan 708-280-3945 or Jim 708-852-4455.

MINDFUL NATURE WALKS – Summer Series, Offered **Saturday mornings from 9am-11am**

June 22nd

July 20th

August 17h

"An early morning walk is a blessing for the whole day" Henry David Thoreau

Join Dan and Sharon Morley for a mindful walk in The Center woods. Mindful walking is the practice of becoming aware of your surroundings, and how your mind and body feel while moving. We will gather at the camp pavilion for a meditation and then be immersed in a gentle stroll through nature. Though there is no fee for this program, free will donations are graciously accepted. Please let us know you're coming by registering online.



Good Seeds Ministry...

We would like to thank everyone for their support of the Good Seeds Ministry. The Center benefited from donations for the Farm and Discover School, Pathway Program, Children's Farm and Outdoor Art for Kids. In addition, our outreach program for winter wear and clothing for migrant families was successful and great appreciated. Once again, thank you for your generous spirit. Happy Summer!!

Farm & Nature Discovery School

We have officially made it through our '23-'24 school year! What a beautiful year we had filled with adventure, laughs, and making lasting memories. One of my favorite things to do at the end of the year is slowly walk down memory lane and think of everything I am thankful for from the school year. I love to share some of those with you now.

First, I am so grateful for the teaching team that I have with me. I'll be honest. This year was a little tricky staffing wise and we had a lot of staff movement due to life events. This faculty jumped up and showed their flexibility and dedication to these students and this school by filling in wherever they were needed. They put their hearts and souls into their teaching practice. They truly bond with their students and families. It is so clear that they love what they do.

Second, I am extremely grateful for the opportunity to get to know these beautiful children and families. One of my goals was to make sure we gave families plenty of opportunity to get involved in their child's school and these parents didn't disappoint. They jumped right to the plate whenever we gave them the chance! I love watching our school grow into a community of friendship and education. These children never fail to make me smile and feel special. I love to hear them yell my name when they see me. They are all so unique and wonderful. Thank you so much to our families for sharing them with us.

Third, I am so blessed everyday for the environment in which we are given to teach. What a gorgeous space to come just be! The space to explore a full pumpkin patch, a hill to sled down, wildlife and farm animals to learn about, hay rack rides, and magical spaces to find inspiration. If I get bogged down on my administrative work at my computer, I have the option to just go on a walk with a class! I cannot say enough positive things about this school. While I don't like to brag, I think it is one of the best schools a child could experience! These are just a very minimal glimpse into why I am grateful to direct this school.

We will be having a Summer School the first week of June. This is an opportunity for current students to spend one more week with their friends. It is also an opportunity for new students already registered for the '24 - '25 school year to explore their future educational space and program! Students will spend their mornings exploring different parts of our farm and acreage, participating in fun activities and games! Summer School is \$222 for 5 days, running Monday through Friday from 9 AM - 12 PM.

Registration for our 2024-2025 school year is now open on our website. If you or someone you know is interested in learning more about our school, feel free to reach out to me, Danielle Bell, via phone at 708 -361-8933 or email at FarmandNature@TheCenterPalos.org.





June 2024 Art Classes for Children and Teens

KIDS SEWING WORKSHOPS, Instructor: Angela Gonzalez, Open to students in 3 - 8th grade

BEACH BAG

Sunday July 21, 10:00 - Noon

Workshop fee: \$25 plus a \$12 Materials fee

Sew an oversized bag for the beach or overnight stays.



SEW YOUR OWN SHORTS

Sunday July 14, 10:00 – 12:30p.m.

Workshop fee: \$30 plus a \$10 Materials fee

Sew a pair of comfy pull on shorts.

ZIPPER POUCH

Sunday June 23, 10:00 – 11:30a.m.

Workshop fee: \$20 plus a \$5 Materials fee

Choose from our colorful fabric selection to sew a pouch and learn to attach a zipper.



OUTDOOR ART FOR KIDS, SUMMERTIME ART PROGRAM



A world of art and nature for kids in grades K- 8th grade. Drawing, painting, pottery, sculpture, crafts and more! Classes take place outdoors as long as the weather allows. Students will be split up into different age groups depending on enrollment. Teachers plan new and different lessons all summer long so you can sign up for multiple sessions. **Class fee: \$150 plus a \$20 materials fee per session**

Within each two-week session students meet every Monday, Wednesday and Friday from 9:00 – 11:00a.m.

Session 1: June 17 - June 28

Session 2: July 1 - July 12, No class on Friday, July 5 to accommodate for the holiday this is a 5 class session, Class fee: \$125 plus a \$15 materials fee

Session 3: July 15 - July 26

Session 4: July 29 - Aug 9

POTTERY FOR TEENS, Instructor: Madeleine Burns

Four Wednesday nights beginning June 12, 6:00 – 8:00p.m.

The following session starts July 10, 6:00 – 8:00p.m.

Class fee: \$90 plus a \$22 materials fee per class session

Students will learn hand building techniques with clay as well as taking turns on the pottery wheel. Open to students in grades 6 - 12

June/ July 2024 Schedule of Art Classes for Adults

Teens are able to register for most adult classes, please inquire with interest

DRAWING SUMMER LANDSCAPES OR SEASCAPES IN MARKER,

Instructor: Sandy Safranek

Four Wednesdays beginning June 5, 1:00-3:00p.m.

Class Fee: \$88 plus a \$35 materials fee

Create a colorful, Impressionistic-style drawing of a landscape or seascape using the drawing technique known as Stippling/Pointillism. Students will be introduced to the grid transfer process in order to achieve drawing accuracy. They will also become familiar with the Art element of Color, and how to blend colors through optical mixing. The instructor will provide all of the supplies including sharpie markers, portfolios and reference photos. Participants may need to work on their drawings at home if extra time is needed.



ECO DYING WORKSHOP,

Instructor: Marge Boyd

Thursday June 27, 1:00 - 3:30p.m.

Workshop fee: \$25 plus a \$4 Materials fee

Use plants to create beautifully colored papers that can be used for cards, collage and a multitude of art projects. Plants will be rolled in paper and boiled leaving patterns and colors from the plants natural dyes within your papers. While the papers are boiling Marge will have a fun calligraphy demo to share.

EMBROIDERY WORKSHOP: EMBROIDERED LETTER DESIGN,

Instructor: Kara DeCarlo

Wednesday, July 24, 1:00 – 3:00p.m.

Workshop fee: \$22 plus a \$5 Materials fee

Learn the basics of embroidery while creating a one of a kind embroidered letter. Participants will learn a variety of stitches to create beautiful embroidery.



EMBROIDERY WORKSHOP: EMBROIDERED HEART SHAPED SACHET,

Instructor: Victoria Baleckaitis

Tuesday, July 9, 10:00 – Noon,

Workshop fee: \$22 plus a \$5 Materials fee

Learn to embroider floral designs on felt, cut out a heart shape then stitch the edges while filling it with your own dried herb and flower potpourri blend.

FIREFLY MIXED MEDIA PAINTING, MEDITATION AND JOURNALING WORKSHOP,

Instructor: Karen Signore

Sunday, July 21, Noon – 3:00p.m.

Workshop fee: \$30 plus a \$10 Materials fee

Fireflies are emblems of good luck, attraction, magic and light. Their symbolism can lead us to delving deeper into our inner light and wisdom. Create your own mixed media canvas firefly painting infusing your canvas with illuminating intentions. Explore various texturing techniques for the background with acrylics and choose from a variety of papers and embellishments to create your firefly. You will also explore the symbolism of the firefly and reflect on the personal meaning it has for you through guided meditation and whole brain journaling techniques. Based on the Creative Journal Expressive™/Project Insight™ method.



FOLK ARTS WORKSHOP: SUMMER SOLTICE GRASS WREATHS:

Circles of summer for your front door or indoor décor! Instructor: Lois Lauer
Saturday afternoon, June 8, 1:00 – 4:00p.m.

Workshop fee: \$30 plus a \$6 Materials fee

Create a beautiful wreath to celebrate summer! We'll gather at the farm garden, then hike to collect wild grasses with interesting seed heads, and create natural wreaths to welcome summer's abundance. Bring pruners or scissors for cutting thick grasses. Class will be held outdoors at the farm.

JAPANESE BLACK INK PAINTING, Instructor: Sandy Safranek
Two-day workshop: Two Thursdays starting July 18, 1:00-3:00p.m.
Class fee: \$44 plus a \$16 materials fee

Learn the 2000-year-old Art form of Japanese brush painting known as Sumi-e. Use bamboo paint brushes to paint with black ink on rice paper, while learning about the four traditional Sumi-e brushstrokes and variations on them. Then complete your own Japanese inspired black ink paintings of nature scenes, including such elements as bamboo, flowers, leaves and/or animals. These compositions will illustrate the concept of "less is more".



LAPIDARY

Four Monday mornings with Instructor Larry Rothenberg starting June 3, 9:00 -11:00a.m.,

The next four-week session will start July 1, 9:00 – 11:00 a.m., registration is open.

Or Four Thursday nights starting June 20, 6:00 – 8:00p.m.

Instructor: Jackie Burger

Class fee: \$95 per four-week session (No class July 4)

Learn the art of rock polishing as you turn rough hunks of rock into beautifully polished gemstones. Create a pair of round or oval stones, and then advance to more complex designs. Stones are not included but can be purchased from our instructor for projects.

PAINTING WORKSHOPS: Instructor: Heaven Newsom

Painting workshops for artists of all ages!

Heaven will show you step by step how to create these fun paintings, all materials provided.

Students ages 12 and under must be accompanied by an adult who is also registered.

Workshop fee: \$20 plus a \$5 materials fee per class.



SUMMER SUN,
Friday, June 14, 6:00 – 7:30p.m.

PINAPPLE PAINTING,
Friday, June 28, 6:00-7:30p.m.



PAPERMAKING WORKSHOP: CARD MAKING, Instructor: Marilyn VandenBout

Saturday, June 8, 10:00 – Noon

Workshop fee: \$22 plus a \$5 Materials fee

Make your own cards and envelopes with handmade pulp, choosing your own colors, textures and designs.



PAPERMAKING WORKSHOP: MONOPRINTING,

Instructor: Marilyn Vandenbout

Thursday, July 11, 10:00 – Noon

Workshop fee: \$22 plus a \$5 Materials fee

Learn to make your own sheets of paper with plant fiber, then roll ink on flowers and leaves to make mono-prints on your paper. Beautiful original art that could be framed after class or used for future art projects.

POTTERY, Instructor: Madeleine Burns

NEW TIMESLOTS TO CHOOSE FROM!

Four Monday afternoons starting June 3, 1:00 – 3:30p.m.

the following four-week session starts July 8, 1:00-3:30p.m.

Four Tuesday nights starting June 11, 6:00 – 8:30p.m.,

the following session starts July 9, 6:00 – 8:30p.m.

Three Thursday nights starting June 13, 6:00 – 8:30p.m.,

Three-week session class fee: \$87 plus a \$27 materials fee

the following four-week session will start July 11, 6:00 – 8:30p.m.

Class fee: \$115 plus a \$35 materials fee for all four week sessions

In this beginner's level class students will take turns on the pottery wheel and create pieces by hand learning the art of ceramics.

SALLA BAG BASKETRY CLASS, Instructor: Andrea Mento

Five Monday nights starting June 3, 5:45 – 8:45p.m.

Class fee: \$130 plus a \$30 Materials fee

These Columbia Basin Style Baskets were and are made from natural resources and are used in the wilderness for gathering purposes. Students will make their own twined Salla Bag using jute and wool by following a pattern that will be provided by the instructor. We will begin by making a plaited base using a technique known as reverse twinning, then work up the sides and make our way to the rim of the basket. Each twine will require finger tension.



SEWING MACHINE BASICS,

Instructor: Chris Walsh

Monday evening, June 3, 6:00 – 8:00p.m.

Workshop fee: \$30

Do you have a new sewing machine but don't know how to use it, or have questions on becoming more familiar with your machine?? Join us as we go through the threading process, types of threads, different machine needles, changing the needle, bobbin winding, stitch selection, stitch length, and more. Bring all feet, bobbins and accessories that come with your machine. Bring your sewing machine, foot pedal and cord, spool of thread and pair of scissors. Please make sure your sewing machine works prior to registering.

SEWING WORKSHOP: TRAVEL BAG,

Instructor: Angela Gonzalez

Sunday, June 23, Noon – 2:00p.m.

Workshop fee: \$25 plus a \$10 Materials fee

Make a roll up bag for your toiletries or makeup brushes. Feel free to bring your own sewing machine or use ours.



SEWING WORKSHOP: QUILTED ZIPPER POUCH,

Instructor: Angela Gonzalez

Sunday, July 14, 1:00 – 3:00p.m.

Workshop fee: \$25 plus a \$10 Materials fee

Attach squares of fabric to create a full pattern, then turn it in to a zipper pouch. Feel free to bring your own sewing machine or use ours.

SHINE BRIGHT, MIXED MEDIA SUN PAINTING WORKSHOP,

Instructor: Karen Signore

Sunday, June 30, Noon – 3:00

Workshop fee: \$30 Plus a \$10 Materials fee

Create your own unique mixed media canvas painting of the sun. You will infuse your canvas with bright intentions, explore various textures and techniques for the background with acrylics and use hand painted paper, scrap booking paper, book pages, etc. and sharpies to create and embellish your sun. Come celebrate the sun's light and energy as you reflect on your own energy and inner light through guided meditation, mixed media painting and Project Insight™, Creative Journal Expressive Arts™ whole brain journaling techniques.



STAINED GLASS WORKSHOP, Instructor: Savannah Kristof

Sunday one day workshops to choose from:

June 16 or 30, July 14 or 28,

all workshops 10:00 – 2:00p.m.

Workshop fee: \$100 plus a \$50 material fee per workshop

Learn the steps to create a stained glass sun catcher from start to finish using the copper foil method. Students will choose glass colors and cut their glass then grind, foil and solder as to finish your project. There will be multiple designs to choose from and you will be able to take your project home by the end of class. All supplies provided.

WATERCOLOR PAINTING WORKSHOP: FOLK ARTS FLOWERS,

Instructor: Kara DeCarlo

Saturday June 8, Noon – 2:00p.m.

Workshop fee: \$22 plus a \$5 materials fee

Learn the design and principals behind folk art and develop the skills to create your own folk art flower paintings. All materials provided.



WATERCOLORS WORKSHOP: SUMMER BEACHSCAPES,

Instructor: Donna Hughes

Thursday, June 6, 1:00 – 3:00p.m.

Workshop fee: \$22 Plus a \$5 Materials fee

Create Three Dimensional Watercolor paintings with shells, rope and scrap booking paper.



WOODCARVING,

Instructor: Larry Rothenberg

Six Thursday mornings

beginning Thursday May 30,

9:00 -11:00a.m., (No class July 4)

Class Fee: \$120

Learn and practice the tools and techniques of woodcarving using a variety of types of wood. Create beautiful animals, objects, and faces. New students will make projects such as a bird, a shoe or an egret. If you're experienced, you may design your own projects. Wood and bench knives are available for purchase in class from the instructor (approximately \$25 for wood and bench knives)


REJUVENATE YOURSELF AT THE CENTER, YOGA AND MORE!

GENTLE YOGA, Instructor: Carolyn Harms

Five Friday mornings starting July 12, 9:30 – 10:45a.m.

Class fee: \$70

Come practice gentle yoga at The Center. These 75-minute hatha yoga classes are perfect for releasing tension, connecting with the breath and helping students gain strength and flexibility. Class will take place in the beautiful Forest View Room in the lodge. Bring your own yoga mat and props.



SLOW FLOW YOGA,

Instructor: Danielle Schaar

Four Thursdays starting June 6, 6:00—7:15p.m.

Class fee: \$56 per session

This 75-minute yoga class combines Hatha Yoga and functional mobility to help students gain strength, flexibility and ease in movement. We'll finish by setting into a restful meditation finding peace in body and mind. Bring your own yoga mat.

TRANQUIL YOGA, Instructor: Debbie Jacob,


Four Mondays starting June 3, 6:15 – 7:15p.m., the next four-week session starts July 8, 6:15 – 7:15p.m. Class fee: \$48 per session

Start your week off right with one hour of gentle yoga and a sprinkling of Qigong and natural movements for simple challenges to our everyday posture transitions. Class will take place in the beautiful Forest View Room in the lodge. Bring your own yoga mat and yoga strap.

**GONG BATH Facilitator: Debbie Jacob,
Vibrational Sound Therapy Certified Practitioner
Sunday, June 2, 6:00 – 7:00p.m.
OR Sunday, July 7, 7:00 – 8:00p.m.
Fee: \$25 per event**

Spend an evening immersed in the serene sounds and vibrations of the gong, accompanied by singing crystal and Tibetan bowls. Relax on your yoga mat and allow these ancient healing sounds and vibrations to wash over and through your body to deepen your state of relaxation. Don't forget to bring your yoga mat, pillow and blanket to maximize your relaxing experience. Will take place in The Forest View Room. Advance registration required.

Pre-registration is required 24 hours in advance for all Log Cabin classes and workshops. Class and materials fees are due at time of registration; we cannot reserve space without payment. No refunds or transfers of fees are available for cancellations made less than 72 hours prior to the beginning of class. Any cancellations made by students will subtract a \$10 administration fee. To register you can visit our website at thecenterpalos.org You can also call 708-361-3650 or visit our main office between the hours of 9:00 – 5:00 daily.



Rummage
is
Coming!!!



Please save the dates:

**Fri. Sat. & Sun.
Aug. 23, 24 & 25**



The Children's Farm Summer Open Hours

June July August
Saturdays & Sundays
10am-2pm



**ADMISSION:
\$9/PERSON FOR AGES 2+**

**Animal Barns • Hayrack Rides
Walking Trails • Concessions**



OUTDOOR CONCERT AT THE CHILDREN'S FARM

FRED & FRIENDZ

NOSTALGIC MOTOWN & CLASSIC SOUNDS

SATURDAY, JUNE 1ST

5-7:30PM

GATES OPEN AT 4:30PM



- FREE ADMISSION!!
- FAMILY FRIENDLY
- FOOD & NON-ALCOHOLIC CONCESSIONS
(ALCOHOL FREE EVENT)
- LAWN SEATING -(BRING YOUR
OWN CHAIRS/BLANKETS)

OUR CHILDREN'S FARM

In 1948, my grandmother decided to move The Center's barn and animals across the street to the east side of Southwest Highway. This was done to make way for a new chapel to be built on the highest point of The Center's land, which was right where our original farm was located. Money was raised and donated to build a new barn. Our barn was actually one of the first types of pre-assembled kits you could purchase, just like buying a pre-fabricated house out of a Sears catalog. The barn was erected in 1949. Our horses, cows, pigs, and chickens now had a brand new home nestled amongst sixty acres of fields and woodlands. Back in those days, the farm put food on the table and our horses worked, pulling plows, hayracks, and moving lumber. Our first tractor did not come around until the mid 1950's, a worn out Alice Chambers model that was donated by Yunker Implement.

In the 40's and 50's Grandad would let school aged children from the inner city come out to spend a day in the country. They would pile off the bus, hiking and playing in the fields. However, after the barn was built, all the kids and teachers gravitated to our barn to see the animals. My father, who was the assistant director in the early 1960's, saw an opportunity to educate children about a working country farm. A tour program was created, led by staff and volunteers, to show children from the city a real farm. It was to be called the Children's Farm.

This tour program took off like a rocket. Thousands of children came out on a field trip to tour the farm...not only city kids, but also special needs children from the Kennedy Center, senior groups, and then more local schools began to come. We had "rock star" status animals: Tom the turkey, Bounce the goat, Wilbur the donkey, Einstein the chicken. We showed children a Clydesdale horse right next to a Shetland pony. The money raised helped us improve the facility and purchase badly needed farming equipment. Our Children's Farm became an educational vehicle and platform to run numerous other programs as well. We ran Farm camp, Ranch camp, 4H programs, Junior Farmers, and family tours to name a few.

Indian Hill became a favorite destination on our farm. It was named Indian Hill because of all the arrowheads and flint chippings found around it. It was thought to once be a Potawatomi hunting camp high above the creek valley where arrowheads were chipped and crafted. Campfires and evening programs have taken place on Indian Hill since the 1930's. Another favorite destination is our pine forest, planted in 1956. When I was a kid, we rode horses in the pines and you could see over the tops of those trees. Now they are some thirty to forty feet tall creating a magical place to visit.

Today our farm has come full circle. What once was a simple country farm to put food on the table grew into an educational farm with thousands of visitors and growing no food. We practiced conventional methods of farming, plowing fields, using pesticides and herbicides when needed. No more. For the last fifteen years, our program director Amy, along with our farm staff, have been methodically moving our farm program to ecologically and responsibly sound practices. Our farm is now pesticide, herbicide, fungicide, and GMO corn-product free. We use no till or low till methods in our fields, except for a two-acre pumpkin patch. Our farm is also growing food again. We offer farm fresh eggs, grass fed beef, pork, and honey all raised right here on our property. We also grow fruits, vegetables, and herbs in natural compost generated from our farm. We are part of the local farm movement and know what our animals are doing and eating every single day. The Children's Farm has top-notch vet care with a budget of nearly \$60,000 to keep our animals healthy and safe. Our farm still focuses on education and ministry, but we are now educating our visitors and fellowship on sustainable agriculture, green practices, and supplying responsibly-raised food to our surrounding community. It is a work in progress, step by step, getting better.

Still, back of it all is the ministry of introducing children to God's magnificent creation and natural beauty...to pet a pig for the first time, to hold a baby chick, to walk our fields, prairies, wetlands, and woods, and be completely submerged in nature. It is a ministry of taking good care of our land and being responsible for what we do to it. It is a ministry of service, honest work, and team building to our men in the Pathway Program. The Center began on a farm. It has been a part of us, and our culture, for over ninety years. It has weathered many difficult times and made it through with the help of staff, volunteers, and fellowship. We are forever grateful for all your support of our farm. We are grateful to our volunteers who put in countless hours showing children around and answering hundreds of questions. As a staff, we are most grateful to share this farm and all it has to offer with you!



WOULD YOU LIKE TO HELP US WITH OUR CHILDREN'S FARM BARNES?

We are looking and asking for your help to make some needed repairs on our barns. The main horse barn that houses twelve of our horses needs to be sandblasted and repainted with some wood replacement as well. Estimated cost \$7,500.00. The middle barn that houses horses, donkeys, and ponies needs wall and gutter repair plus painting. Estimated cost \$2,500. Our block barn's original metal roof from the 1960's is officially worn out...it needs to be replaced. We also have additional header work and gutter work to do on the block barn. This barn houses our chickens, ducks, pigs, cows, goats and sheep. Estimated cost \$17,000. If you would like to help, please contact our team, Dave, Amy, Tara, Chris, Billy, or Paul. Any donation, large or small, would be greatly appreciated!







Come and visit our farm on the weekends!
A great place to enjoy the outdoors with family and friends.
Please check our website for days and times we are open
2024 summer through the fall.
thecenterpalos.org/farm



The Center



The Chicago Southwest Suburban Community Parish and Community Center Foundation
12700 Southwest Highway, Palos Park, IL 60464
708-361-3650
Website: <http://www.thecenterpalos.org>
Email: admin@thecenterpalos.org

**DATED MATERIAL
RETURN SERVICE REQUESTED**



Join Us for the 2024-2025 School Year!

Give your child the unique opportunity to attend school on a 60-acre farm. Our highly qualified and trained teachers guide our students to learn through exploration of their natural environment while also reaching toward the developmentally appropriate milestones outlined in The Illinois Early Learning Standards.

Classes start September 4th & 5th



Contact us for More Info!

Phone: 708-361-8933
Email: FarmandNature@TheCenterPalos.org

Enroll Online Now



Visit our Website!
<https://thecenterpalos.org/school/>

We provide children ages 3-4 a space to explore themselves, friendship, and nature. They explore structured and unstructured play through out their day. Our goal is to spend as much time outside as possible, but we also have bright and beautiful classrooms to explore.